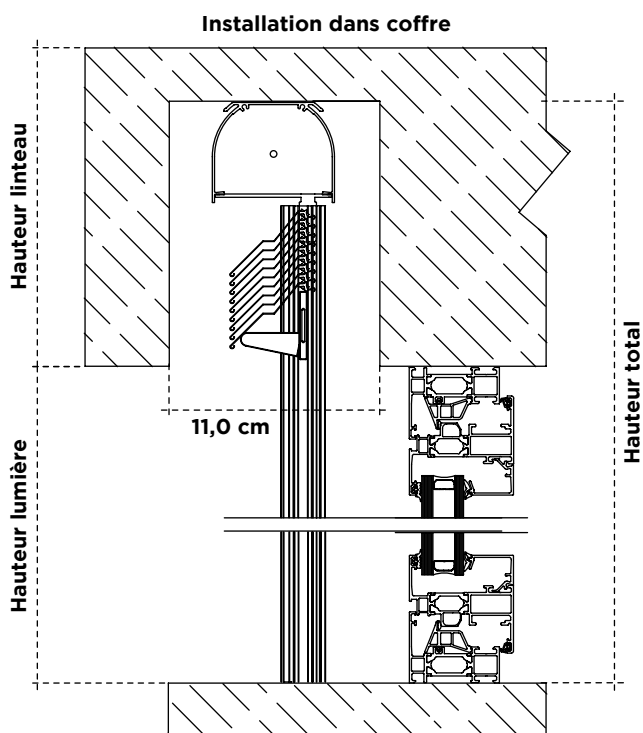



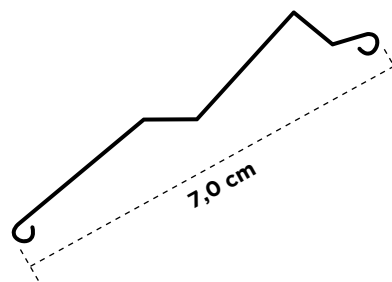
# PERSYVEX Z70 BLACKOUT



|   |        |
|---|--------|
| <b>Manoeuvre</b>                          | Moteur |
| <b>Largueur minimale (cm)</b>             | 50     |
| <b>Largueur maximale (cm)</b>             | 400    |
| <b>Hauteur maximale (cm)</b>              | 350    |
| <b>Surface maximale (m²)</b>              | 12     |
| <b>Surface de ventilation approx. (%)</b> | 85     |
| <b>Aluminium profilé. Alliage 3105H18</b> |        |

|  |                   |                    |                    |
|--|-------------------|--------------------|--------------------|
|  | <b>&lt; 2,0 m</b> | <b>2,0 - 4,0 m</b> | <b>4,0 - 4,5 m</b> |
| <b>Classement au vent</b>  | 6                 | 4                  | 3                  |
| <b>Vitesse max. du vent (km/h)</b>   | 88                | 61                 | 49                 |
| Selon normes: UNE-EN 1932:2014 UNE-EN 13659:2004+A1:2009 UNE-EN 13659:2016 |                   |                    |                    |

## Plan



## Tableau d'empilements

|                      |    |     |     |     |     |     |     |     |     |     |     |     |     |     |     |     |     |     |     |      |
|----------------------|----|-----|-----|-----|-----|-----|-----|-----|-----|-----|-----|-----|-----|-----|-----|-----|-----|-----|-----|------|
| <b>Hauteur Total</b> | 80 | 100 | 120 | 140 | 160 | 180 | 200 | 220 | 240 | 260 | 280 | 300 | 320 | 340 | 360 | 380 | 400 | 420 | 440 | 450  |
| <b>Empilement</b>    | 22 | 22  | 24  | 26  | 27  | 29  | 31  | 32  | 33  | 34  | 35  | 36  | 37  | 39  | 40  | 41  | 42  | 43  | 44  | 45,5 |

Dimensions exprimées en cm