

Lama AE 27 EX

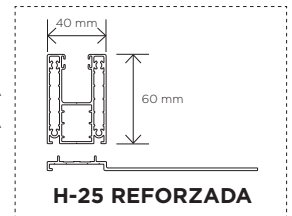
Lama de aluminio extrusionado de 27 mm de cobertura.

CARACTERÍSTICAS TÉCNICAS

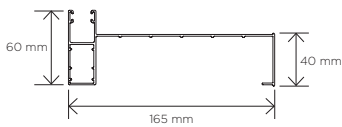
Material	Aluminio extruido 6060 T-5
Espesor	1,2 mm
Superficie de cobertura	27 mm
Espesor nominal	10 mm
Eje mínimo de enrollamiento	60 mm
Lamas por metro de altura	37 unidades
Ancho máximo aconsejado	3,50 m
Alto máximo aconsejado	3,00 m
Largo de fabricación	6,30 m
Peso por metro cuadrado	14 Kg
Peso teórico por metro lineal	0,346 Kg
Perímetro por metro cuadrado	0,188 m ²
Resistencia al viento	Clase 6



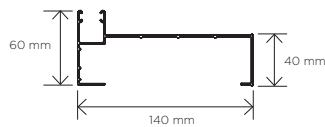
GUÍA RECOMENDADA



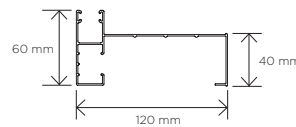
COMPATIBILIDAD GUÍAS



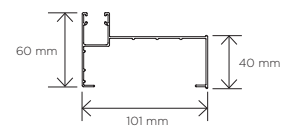
S-165



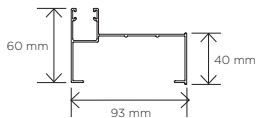
S-140



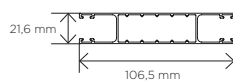
S-120



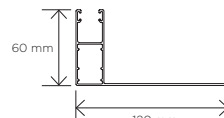
S-100



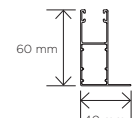
S-90



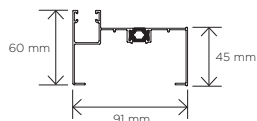
Manguetón



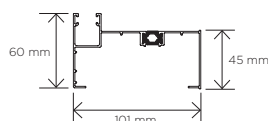
L-120



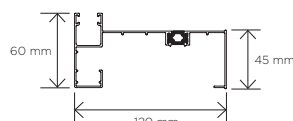
L-40



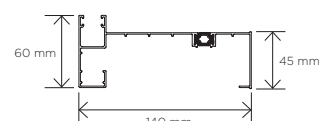
R-90



R-100



R-120



R-140

DIÁMETROS DE ENROLLAMIENTO

Alto (cm)	80	100	120	140	160	180	200	220	240	260	280	300	320
Ø Enrollamiento(cm)	15,0	15,5	17,5	18,0	19,0	20,5	21,0	22,0	23,0	23,5	24,0	25,0	25,5

RESISTENCIA AL VIENTO

	Ancho (Alto 300 cm)			
	140-189	190-239	240-289	290-310
	Clase 6	Clase 6	Clase 5	Clase 5
N/m ²	400	400	270	270
Km/h	112	112	92	92

